


Prepared for:


Hemp Infused Balm 0.5oz
CWB HOLDINGS, INC

Batch ID or Lot Number: P2206-183-1	Test: Microbial Contaminants	Reported: 7/18/22	Location: 700 Tech Ct. Louisville, CO 80027
Matrix: Finished Product	Test ID: T000213546	Started: 7/14/22	USDA License: N/A
Status: Active	Methods: TM25 (qPCR) TM24, TM26, TM27(Culture Plating): Microbial	Received: 07/11/2022 @ 03:51 PM	Sampler ID: N/A

MICROBIAL CONTAMINANTS DETERMINATION

Contaminant	Method	LOD	QUANTITATION RANGE	Result	Notes
Total Aerobic Count*	TM-26, Culture Plating	10 ² CFU/g	2.0x10 ³ - 3.0x10 ⁵ CFU/g	None Detected	Free from visual mold, mildew, and foreign matter
Total Coliforms*	TM-27, Culture Plating	10 ¹ CFU/g	2.0x10 ² - 3.0x10 ⁴ CFU/g	None Detected	
Total Yeast and Mold*	TM-24, Culture Plating	10 ¹ CFU/g	2.0x10 ² - 3.0x10 ⁴ CFU/g	None Detected	
STEC	TM-25, PCR	10 ⁰ CFU/25 g	N/A	Absent	
Salmonella	TM-25, PCR	10 ⁰ CFU/25 g	N/A	Absent	


 Brianne Maillot
 7/17/2022
 2:48:00 PM


 Brett Hudson
 7/18/2022
 9:48:00 AM

PREPARED BY / DATE

APPROVED BY / DATE

Definitions

LOD = Limit of Detection | LLOQ = Lower Limit of Quantitation | ULOQ = Upper Limit of Quantitation

 CFU/g = Colony Forming Units per Gram | STEC = Shiga Toxin-Producing *E. coli*

* Values recorded in scientific notation, a common microbial practice of expressing numbers that are too large to be conveniently written in decimal form.

Examples: 10² = 100 CFU
 10³ = 1,000 CFU
 10⁴ = 10,000 CFU
 10⁵ = 100,000 CFU

Testing results are based solely upon the sample submitted to Botanacor Laboratories, LLC, in the condition it was received. Botanacor Laboratories, LLC warrants that all analytical work is conducted professionally in accordance with all applicable standard laboratory practices using validated methods. Data was generated using an unbroken chain of comparison to NIST traceable Reference Standards and Certified Reference Materials. This report may not be reproduced, except in full, without the written approval of Botanacor Laboratories, LLC.



CDPHE Certified



Certificate #4329.02

Prepared for:

Hemp Infused Balm

CWB HOLDINGS, INC


Batch ID or Lot Number: P2206-00000861	Test: Potency	Reported: 7/13/22	Location: 700 Tech Ct. Louisville, CO 80027
--	-------------------------	-----------------------------	---

Matrix: Concentrate	Test ID: T000213373	Started: 7/12/22	USDA License: N/A
------------------------	------------------------	---------------------	----------------------


Status: Active	Method: TM14 (HPLC-DAD): Potency - Broad Spectrum Analysis, 0.01% THC	Received: 07/11/2022 @ 02:47 PM	Sampler ID: N/A
-------------------	---	------------------------------------	--------------------

CANNABINOID PROFILE

Compound	LOD (%)	LOQ (%)	Result (%)	Result (mg/g)	Notes
Delta 9-Tetrahydrocannabinolic acid (THCA-A)	0.002	0.007	ND	ND	Total THC is 3.8mg per 14g container.
Delta 9-Tetrahydrocannabinol (Delta 9THC)	0.003	0.008	0.027	0.27	
Cannabidiolic acid (CBDA)	0.018	0.055	ND	ND	Total THC is 11.6mg per 43g container.
Cannabidiol (CBD)	0.017	0.054	1.312	13.12	
Delta 8-Tetrahydrocannabinol (Delta 8THC)	0.019	0.055	ND	ND	
Cannabinolic Acid (CBNA)	0.011	0.032	ND	ND	
Cannabinol (CBN)	0.005	0.014	<LOQ	0.07	
Cannabigerolic acid (CBGA)	0.016	0.046	ND	ND	
Cannabigerol (CBG)	0.004	0.011	0.020	0.20	
Tetrahydrocannabivarinic Acid (THCVA)	0.013	0.039	ND	ND	
Tetrahydrocannabivarin (THCV)	0.003	0.010	ND	ND	
Cannabidivarinic Acid (CBDVA)	0.007	0.023	ND	ND	
Cannabidivarin (CBDV)	0.004	0.013	ND	ND	
Cannabichromenic Acid (CBCA)	0.006	0.018	ND	ND	
Cannabichromene (CBC)	0.007	0.019	0.054	0.54	
Total Cannabinoids			1.420	14.20	
Total Potential THC**			0.027	0.27	
Total Potential CBD**			1.312	13.12	

 Jacob Miller
13-Jul-22
3:20 PM

PREPARED BY / DATE

 Kayla Phye
13-Jul-22
3:20 PM

APPROVED BY / DATE

Definitions

% = % (w/w) = Percent (Weight of Analyte / Weight of Product)

** Total Potential THC/CBD is calculated using the following formulas to take into account the loss of a carboxyl group during decarboxylation step.

Total THC = THC + (THCa *(0.877)) and

Total CBD = CBD + (CBDa *(0.877))

Total Cannabinoids result reflects the absolute sum of all cannabinoids detected.

ND = None Detected (Defined by Dynamic Range of the method)

Testing results are based solely upon the sample submitted to Botanacor Laboratories, LLC, in the condition it was received. Botanacor Laboratories, LLC warrants that all analytical work is conducted professionally in accordance with all applicable standard laboratory practices using validated methods. Data was generated using an unbroken chain of comparison to NIST traceable Reference Standards and Certified Reference Materials. This report may not be reproduced, except in full, without the written approval of Botanacor Laboratories, LLC.



CDPHE Certified



Certificate #4329.02

Prepared for:

Hemp Infused Balm
CWB HOLDINGS, INC


Batch ID or Lot Number: P2206-00000861	Test: Potency	Reported: 7/13/22	Location: 700 Tech Ct. Louisville, CO 80027
--	-------------------------	-----------------------------	---


Matrix: Concentrate	Test ID: T000213374	Started: 7/12/22	USDA License: N/A
------------------------	------------------------	---------------------	----------------------

Status: Active	Method: TM14 (HPLC-DAD): Potency - Broad Spectrum Analysis, 0.01% THC	Received: 07/11/2022 @ 02:47 PM	Sampler ID: N/A
-------------------	--	------------------------------------	--------------------

CANNABINOID PROFILE

Compound	LOD (%)	LOQ (%)	Result (%)	Result (mg/g)	Notes	
Delta 9-Tetrahydrocannabinolic acid (THCA-A)	0.003	0.009	ND	ND	Total THC is 3.9mg per 14g container.	
Delta 9-Tetrahydrocannabinol (Delta 9THC)	0.003	0.010	0.028	0.28		
Cannabidiolic acid (CBDA)	0.021	0.067	ND	ND		
Cannabidiol (CBD)	0.021	0.065	1.335	13.35		
Delta 8-Tetrahydrocannabinol (Delta 8THC)	0.023	0.067	ND	ND		Total THC is 12.0mg per 43g container.
Cannabinolic Acid (CBNA)	0.013	0.038	ND	ND		
Cannabinol (CBN)	0.006	0.017	<LOQ	0.07		
Cannabigerolic acid (CBGA)	0.019	0.056	ND	ND		
Cannabigerol (CBG)	0.005	0.013	0.020	0.20		
Tetrahydrocannabivarinic Acid (THCVA)	0.016	0.047	ND	ND		
Tetrahydrocannabivarin (THCV)	0.004	0.012	ND	ND		
Cannabidivarinic Acid (CBDVA)	0.009	0.028	ND	ND		
Cannabidivarin (CBDV)	0.005	0.015	ND	ND		
Cannabichromenic Acid (CBCA)	0.007	0.022	ND	ND		
Cannabichromene (CBC)	0.008	0.024	0.056	0.56		
Total Cannabinoids			1.446	14.46		
Total Potential THC**			0.028	0.28		
Total Potential CBD**			1.335	13.35		


 Jacob Miller
 13-Jul-22
 3:20 PM


 Kayla Phye
 13-Jul-22
 3:20 PM

PREPARED BY / DATE

APPROVED BY / DATE

Definitions

% = % (w/w) = Percent (Weight of Analyte / Weight of Product)

** Total Potential THC/CBD is calculated using the following formulas to take into account the loss of a carboxyl group during decarboxylation step.

Total THC = THC + (THCa *(0.877)) and

Total CBD = CBD + (CBDa *(0.877))

Total Cannabinoids result reflects the absolute sum of all cannabinoids detected.

ND = None Detected (Defined by Dynamic Range of the method)

Testing results are based solely upon the sample submitted to Botanacor Laboratories, LLC, in the condition it was received. Botanacor Laboratories, LLC warrants that all analytical work is conducted professionally in accordance with all applicable standard laboratory practices using validated methods. Data was generated using an unbroken chain of comparison to NIST traceable Reference Standards and Certified Reference Materials. This report may not be reproduced, except in full, without the written approval of Botanacor Laboratories, LLC.



CDPHE Certified



Certificate #4329.02

Prepared for:

Hemp Infused Balm
CWB HOLDINGS, INC


Batch ID or Lot Number: P2206-00000861	Test: Potency	Reported: 7/13/22	Location: 700 Tech Ct. Louisville, CO 80027
--	-------------------------	-----------------------------	---

Matrix: Concentrate	Test ID: T000213375	Started: 7/12/22	USDA License: N/A
------------------------	------------------------	---------------------	----------------------


Status: Active	Method: TM14 (HPLC-DAD): Potency - Broad Spectrum Analysis, 0.01% THC	Received: 07/11/2022 @ 02:47 PM	Sampler ID: N/A
-------------------	--	------------------------------------	--------------------

CANNABINOID PROFILE

Compound	LOD (%)	LOQ (%)	Result (%)	Result (mg/g)	Notes
Delta 9-Tetrahydrocannabinolic acid (THCA-A)	0.003	0.009	ND	ND	Total THC is 4.1mg per 14g container.
Delta 9-Tetrahydrocannabinol (Delta 9THC)	0.003	0.010	0.029	0.29	
Cannabidiolic acid (CBDA)	0.021	0.065	ND	ND	Total THC is 12.5mg per 43g container.
Cannabidiol (CBD)	0.020	0.063	1.352	13.52	
Delta 8-Tetrahydrocannabinol (Delta 8THC)	0.022	0.065	ND	ND	
Cannabinolic Acid (CBNA)	0.013	0.037	ND	ND	
Cannabinol (CBN)	0.006	0.017	<LOQ	0.07	
Cannabigerolic acid (CBGA)	0.018	0.055	ND	ND	
Cannabigerol (CBG)	0.004	0.013	0.021	0.21	
Tetrahydrocannabivarinic Acid (THCVA)	0.016	0.046	ND	ND	
Tetrahydrocannabivarin (THCV)	0.004	0.012	ND	ND	
Cannabidivarinic Acid (CBDVA)	0.009	0.027	ND	ND	
Cannabidivarin (CBDV)	0.005	0.015	ND	ND	
Cannabichromenic Acid (CBCA)	0.007	0.021	ND	ND	
Cannabichromene (CBC)	0.008	0.023	0.056	0.56	
Total Cannabinoids			1.465	14.65	
Total Potential THC**			0.029	0.29	
Total Potential CBD**			1.352	13.52	


 Jacob Miller
 13-Jul-22
 3:20 PM

PREPARED BY / DATE


 Kayla Phye
 13-Jul-22
 3:20 PM

APPROVED BY / DATE

Definitions

% = % (w/w) = Percent (Weight of Analyte / Weight of Product)

** Total Potential THC/CBD is calculated using the following formulas to take into account the loss of a carboxyl group during decarboxylation step.

Total THC = THC + (THCa *(0.877)) and

Total CBD = CBD + (CBDa *(0.877))

Total Cannabinoids result reflects the absolute sum of all cannabinoids detected.

ND = None Detected (Defined by Dynamic Range of the method)

Testing results are based solely upon the sample submitted to Botanacor Laboratories, LLC, in the condition it was received. Botanacor Laboratories, LLC warrants that all analytical work is conducted professionally in accordance with all applicable standard laboratory practices using validated methods. Data was generated using an unbroken chain of comparison to NIST traceable Reference Standards and Certified Reference Materials. This report may not be reproduced, except in full, without the written approval of Botanacor Laboratories, LLC.



CDPHE Certified



Certificate #4329.02

Certificate of Analysis

Charlotte's Web, Inc.

700 Tech Court
Louisville Colorado 80027

Sample Name:	P2206-00000861	Eurofins Sample:	11931993
Project ID	CHARLO_WEB-20220707-0363	Receipt Date	08-Jul-2022
PO Number	QC 325	Receipt Condition	Ambient temperature
Description	Hemp Infused Balm	Login Date	07-Jul-2022
	MFG: July 5 2022	Date Started	08-Jul-2022
	Expiration: July 5 2024	Sampled	Sample results apply as received
		Number Composited	2
		Online Order	16434-17899C22

Analysis	Result
Glyphosate and AMPA	
Glyphosate	<100 ng/g
AMPA	<100 ng/g

Analysis	Limit	Result	Pass/Fail
----------	-------	--------	-----------

BCC - Residual Solvent Analysis in Cannabis and Hemp Matrices

Category I Residual Solvent or Processing Chemical

1,2-Dichloroethane	1.0 ppm	<1.0 ppm	Pass
Benzene	1.0 ppm	<1.0 ppm	Pass
Chloroform	1.0 ppm	<1.0 ppm	Pass
Ethylene Oxide	25.0 ppm	<25.0 ppm	Pass
Methylene Chloride	1.0 ppm	<1.0 ppm	Pass
Trichloroethylene	1.0 ppm	<1.0 ppm	Pass

The BCC limit of 1 ppm for Ethylene Oxide is not achieved by this method. Reporting limit of 25 ppm is the limit recommended by the AOAC CASP.

Category II Residual Solvent or Processing Chemical

Isopropal Alcohol	5000 ppm	<500 ppm	Pass
Acetone	5000 ppm	<200 ppm	Pass
Acetonitrile	410 ppm	<200 ppm	Pass
Ethanol	5000 ppm	<1000 ppm	Pass
Ethyl Acetate	5000 ppm	<500 ppm	Pass
Ethyl Ether	5000 ppm	<500 ppm	Pass
Methanol	3000 ppm	<500 ppm	Pass
Butane	5000 ppm	<500 ppm	Pass
Heptane	5000 ppm	<50.0 ppm	Pass
Hexane	290 ppm	<30.0 ppm	Pass
Pentane	5000 ppm	<25.0 ppm	Pass
Propane	5000 ppm	<1000 ppm	Pass

Certificate of Analysis

Charlotte's Web, Inc.

700 Tech Court
Louisville Colorado 80027

Sample Name:	P2206-00000861	Eurofins Sample:	11931993
Project ID	CHARLO_WEB-20220707-0363	Receipt Date	08-Jul-2022
PO Number	QC 325	Receipt Condition	Ambient temperature
Description	Hemp Infused Balm MFG: July 5 2022 Expiration: July 5 2024	Login Date	07-Jul-2022
		Date Started	08-Jul-2022
		Sampled	Sample results apply as received
		Number Composited	2
		Online Order	16434-17899C22

Analysis	Limit	Result	Pass/Fail
BCC - Residual Solvent Analysis in Cannabis and Hemp Matrices			
Toluene	890 ppm	<90.0 ppm	Pass
Xylenes (ortho-, meta-, para-)	2170 ppm	<160 ppm	Pass
Multi-Residue Analysis for hemp products - BCC Pesticide List			
Abamectin	0.3 mg/kg	<0.30 mg/kg	Pass
Acephate	5 mg/kg	<0.10 mg/kg	Pass
Acequinocyl	4 mg/kg	<1.0 mg/kg	Pass
Acetamiprid	5 mg/kg	<0.10 mg/kg	Pass
Aldicarb	0.1 mg/kg	<0.10 mg/kg	Pass
Aldicarb sulfone (Aldoxycarb)	0.1 mg/kg	<0.10 mg/kg	Pass
Aldicarb sulfoxide	0.1 mg/kg	<0.10 mg/kg	Pass
Azoxystrobin	40 mg/kg	<0.10 mg/kg	Pass
Bifenazate	5 mg/kg	<0.10 mg/kg	Pass
Bifenthrin	0.5 mg/kg	<0.10 mg/kg	Pass
Boscalid	10 mg/kg	<0.10 mg/kg	Pass
Captan	5 mg/kg	<0.20 mg/kg	Pass
Carbaryl	0.5 mg/kg	<0.10 mg/kg	Pass
Carbofuran	0.1 mg/kg	<0.10 mg/kg	Pass
Carbofuran-3-hydroxy-	0.1 mg/kg	<0.10 mg/kg	Pass
Chlorantraniliprole	40 mg/kg	<0.10 mg/kg	Pass
Chlordane, cis-	0.1 mg/kg	<0.10 mg/kg	Pass
Chlordane, trans-	0.1 mg/kg	<0.10 mg/kg	Pass
Chlorfenapyr	0.1 mg/kg	<0.10 mg/kg	Pass
Chlorpyrifos	0.1 mg/kg	<0.10 mg/kg	Pass
Clofentezine	0.5 mg/kg	<0.10 mg/kg	Pass
Coumaphos	0.1 mg/kg	<0.10 mg/kg	Pass
Cyfluthrin	1 mg/kg	<0.10 mg/kg	Pass
Cypermethrin	1 mg/kg	<0.10 mg/kg	Pass
Diazinon	0.2 mg/kg	<0.10 mg/kg	Pass

Certificate of Analysis

Charlotte's Web, Inc.

700 Tech Court
Louisville Colorado 80027

Sample Name:	P2206-00000861	Eurofins Sample:	11931993
Project ID	CHARLO_WEB-20220707-0363	Receipt Date	08-Jul-2022
PO Number	QC 325	Receipt Condition	Ambient temperature
Description	Hemp Infused Balm MFG: July 5 2022 Expiration: July 5 2024	Login Date	07-Jul-2022
		Date Started	08-Jul-2022
		Sampled	Sample results apply as received
		Number Composited	2
		Online Order	16434-17899C22

Analysis	Limit	Result	Pass/Fail
Multi-Residue Analysis for hemp products - BCC Pesticide List			
Dichlorvos	0.1 mg/kg	<0.10 mg/kg	Pass
Dimethoate	0.1 mg/kg	<0.10 mg/kg	Pass
Dimethomorph	20 mg/kg	<0.10 mg/kg	Pass
Ethoprophos	0.1 mg/kg	<0.10 mg/kg	Pass
Etofenprox	0.1 mg/kg	<0.10 mg/kg	Pass
Etoxazole	1.5 mg/kg	<0.10 mg/kg	Pass
Fenoxycarb	0.1 mg/kg	<0.10 mg/kg	Pass
Fenpyroximate	2 mg/kg	<0.10 mg/kg	Pass
Fipronil	0.1 mg/kg	<0.10 mg/kg	Pass
Fipronil desulfinyl	0.1 mg/kg	<0.10 mg/kg	Pass
Fipronil sulfone	0.1 mg/kg	<0.10 mg/kg	Pass
Flonicamid	2 mg/kg	<0.10 mg/kg	Pass
Fludioxonil	30 mg/kg	<0.10 mg/kg	Pass
Hexythiazox	2 mg/kg	<0.10 mg/kg	Pass
Imazalil	0.1 mg/kg	<0.10 mg/kg	Pass
Imidacloprid	3 mg/kg	<0.10 mg/kg	Pass
Kresoxim-methyl	1 mg/kg	<0.10 mg/kg	Pass
Malathion	5 mg/kg	<0.10 mg/kg	Pass
Metalaxyl	15 mg/kg	<0.10 mg/kg	Pass
Methiocarb	0.1 mg/kg	<0.10 mg/kg	Pass
Methiocarb sulfone	0.1 mg/kg	<0.10 mg/kg	Pass
Methiocarb sulfoxide	0.1 mg/kg	<0.10 mg/kg	Pass
Methomyl	0.1 mg/kg	<0.10 mg/kg	Pass
Mevinphos	0.1 mg/kg	<0.10 mg/kg	Pass
Myclobutanil	9 mg/kg	<0.10 mg/kg	Pass
Naled	0.5 mg/kg	<0.10 mg/kg	Pass
Oxamyl	0.2 mg/kg	<0.10 mg/kg	Pass
Paclobutrazol	0.1 mg/kg	<0.10 mg/kg	Pass

Certificate of Analysis

Charlotte's Web, Inc.

700 Tech Court
Louisville Colorado 80027

Sample Name:	P2206-00000861	Eurofins Sample:	11931993
Project ID	CHARLO_WEB-20220707-0363	Receipt Date	08-Jul-2022
PO Number	QC 325	Receipt Condition	Ambient temperature
Description	Hemp Infused Balm MFG: July 5 2022 Expiration: July 5 2024	Login Date	07-Jul-2022
		Date Started	08-Jul-2022
		Sampled	Sample results apply as received
		Number Composited	2
		Online Order	16434-17899C22

Analysis	Limit	Result	Pass/Fail
Multi-Residue Analysis for hemp products - BCC Pesticide List			
Methyl parathion	0.1 mg/kg	<0.10 mg/kg	Pass
Pentachloroaniline	0.2 mg/kg	<0.10 mg/kg	Pass
Pentachlorobenzene	0.2 mg/kg	<0.10 mg/kg	Pass
Pentachlorobenzonitrile	0.2 mg/kg	<0.10 mg/kg	Pass
Pentachlorothioanisole	0.2 mg/kg	<0.10 mg/kg	Pass
Permethrin	20 mg/kg	<0.10 mg/kg	Pass
Phosmet	0.2 mg/kg	<0.10 mg/kg	Pass
Piperonylbutoxide	8 mg/kg	<0.10 mg/kg	Pass
Prallethrin	0.4 mg/kg	<0.10 mg/kg	Pass
Propiconazole (sum of isomers)	20 mg/kg	<0.10 mg/kg	Pass
Propoxur	0.1 mg/kg	<0.10 mg/kg	Pass
Pyrethrins	1 mg/kg	<1.0 mg/kg	Pass
Pyridaben	3 mg/kg	<0.10 mg/kg	Pass
Pentachloronitrobenzene	0.2 mg/kg	<0.10 mg/kg	Pass
Spinetoram	3 mg/kg	<0.10 mg/kg	Pass
Spinosad	3 mg/kg	<0.10 mg/kg	Pass
Spiromesifen	12 mg/kg	<0.10 mg/kg	Pass
Spirotetramat	13 mg/kg	<0.10 mg/kg	Pass
Spiroxamine	0.1 mg/kg	<0.10 mg/kg	Pass
Tebuconazole	2 mg/kg	<0.10 mg/kg	Pass
Thiacloprid	0.1 mg/kg	<0.10 mg/kg	Pass
Thiamethoxam	4.5 mg/kg	<0.10 mg/kg	Pass
Trifloxystrobin	30 mg/kg	<0.10 mg/kg	Pass

The Pass/Fail reporting designations are relative to the limits set forth by the Bureau of Cannabis Control, Title 16, Division 42.

Multi-Residue Analysis for hemp products - BCC Pesticides Fenhexamid and Daminozide

Daminozide	0.1 mg/kg	<0.10 mg/kg	Pass
------------	-----------	-------------	------

Certificate of Analysis

Charlotte's Web, Inc.

700 Tech Court
Louisville Colorado 80027

Sample Name:	P2206-00000861	Eurofins Sample:	11931993
Project ID	CHARLO_WEB-20220707-0363	Receipt Date	08-Jul-2022
PO Number	QC 325	Receipt Condition	Ambient temperature
Description	Hemp Infused Balm MFG: July 5 2022 Expiration: July 5 2024	Login Date	07-Jul-2022
		Date Started	08-Jul-2022
		Sampled	Sample results apply as received
		Number Composited	2
		Online Order	16434-17899C22

Analysis	Limit	Result	Pass/Fail
Multi-Residue Analysis for hemp products - BCC Pesticides Fenhexamid and Daminoside			
Fenhexamid	10 mg/kg	<0.10 mg/kg	Pass
The Pass/Fail reporting designations are relative to the limits set forth by the Bureau of Cannabis Control, Title 16, Division 42.			
Multi-Residue Analysis for hemp products (1-5 Compounds from 500+ Compound list)			
Metolachlor		<0.10 mg/kg	

Method References	Testing Location
-------------------	------------------

BCC - Residual Solvent Analysis in Cannabis and Hemp Matrices (CANN_SOL_S)	Food Integrity Innovation-Madison
---	--

6304 Ronald Reagan Ave Madison, WI 53704 USA

Internally Developed Method

Glyphosate and AMPA (GLY_AMPAS)	Food Integrity Innovation-Madison
--	--

6304 Ronald Reagan Ave Madison, WI 53704 USA

Monsanto Company Method ME-1466-02, "High Throughput Assay for Glyphosate and AMPA in Raw Agricultural Commodities and Processed Fractions Using LC/MS/MS".

Multi-Residue Analysis for hemp products - BCC Pesticide List (PEST_HEMP)	Food Integrity Innovation-Madison
--	--

6304 Ronald Reagan Ave Madison, WI 53704 USA

Official Methods of Analysis, AOAC Official Method 2007.01, Pesticide Residues in Foods by Acetonitrile Extraction and Partitioning with Magnesium Sulfate, AOAC INTERNATIONAL (modified).

CEN Standard Method EN 15662: Food of plant origin - Determination of pesticide residues using GC-MS and/or LC-MS/MS following acetonitrile extraction/partitioning and clean-up by dispersive SPE - QuEChERS method.

List of the tested pesticides and their limits of quantification (LOQs) are available upon request.

Certificate of Analysis

Charlotte's Web, Inc.

700 Tech Court
Louisville Colorado 80027

Method References	Testing Location
-------------------	------------------

Multi-Residue Analysis for hemp products - BCC Pesticides Fenhexamid and Daminoside (PEST_HEMP)

Food Integrity Innovation-Madison

6304 Ronald Reagan Ave Madison, WI 53704 USA

Official Methods of Analysis, AOAC Official Method 2007.01, Pesticide Residues in Foods by Acetonitrile Extraction and Partitioning with Magnesium Sulfate, AOAC INTERNATIONAL (modified).

CEN Standard Method EN 15662: Food of plant origin - Determination of pesticide residues using GC-MS and/or LC-MS/MS following acetonitrile extraction/partitioning and clean-up by dispersive SPE - QuEChERS method.

List of the tested pesticides and their limits of quantification (LOQs) are available upon request.

Multi-Residue Analysis for hemp products (1-5 Compounds from 500+ Compound list) (PEST_HEMP)

Food Integrity Innovation-Madison

6304 Ronald Reagan Ave Madison, WI 53704 USA

Official Methods of Analysis, AOAC Official Method 2007.01, Pesticide Residues in Foods by Acetonitrile Extraction and Partitioning with Magnesium Sulfate, AOAC INTERNATIONAL (modified).

CEN Standard Method EN 15662: Food of plant origin - Determination of pesticide residues using GC-MS and/or LC-MS/MS following acetonitrile extraction/partitioning and clean-up by dispersive SPE - QuEChERS method.

List of the tested pesticides and their limits of quantification (LOQs) are available upon request.

Testing Location(s)	Released on Behalf of Eurofins by
---------------------	-----------------------------------

Food Integrity Innovation-Madison

Edward Ladwig - President Eurofins Food Chemistry Testing Madison

Eurofins Food Chemistry Testing Madison, Inc.
6304 Ronald Reagan Ave
Madison WI 53704
800-675-8375



2918.01

These results apply only to the items tested. This certificate of analysis shall not be reproduced, except in its entirety, without the written approval of Eurofins. Measurement uncertainty for individual analyses can be obtained upon request.

Prepared for:

Hemp Infused Balm
CWB HOLDINGS, INC


Batch ID or Lot Number: P2206-00000861	Test: Metals	Reported: 7/14/22	Location: 700 Tech Ct. Louisville, CO 80027
Matrix: Unit Co	Test ID: T000213376	Started: 7/13/22	USDA License: N/A
Status: Active	Method: TM19 (ICP-MS); Heavy Metals	Received: 07/11/2022 @ 02:47 PM	Sampler ID: N/A

HEAVY METALS DETERMINATION

Compound	Dynamic Range (ppm)	Result (ppm)	Notes
Arsenic	0.045 - 4.52	ND	
Cadmium	0.046 - 4.55	ND	
Mercury	0.052 - 5.25	ND	
Lead	0.043 - 4.25	ND	


 Kayla Phye
 14-Jul-22
 4:20 PM

PREPARED BY / DATE


 Daniel Weidensaul
 14-Jul-22
 4:22 PM

APPROVED BY / DATE

Definitions

ND = None Detected (Defined by Dynamic Range of the method)

Testing results are based solely upon the sample submitted to Botanacor Laboratories, LLC, in the condition it was received. Botanacor Laboratories, LLC warrants that all analytical work is conducted professionally in accordance with all applicable standard laboratory practices using validated methods. Data was generated using an unbroken chain of comparison to NIST traceable Reference Standards and Certified Reference Materials. This report may not be reproduced, except in full, without the written approval of Botanacor Laboratories, LLC.



Certificate #4329.02

Prepared for:

Hemp Infused Balm**CWB HOLDINGS, INC**

Batch ID or Lot Number: P2206-00000861	Test: Mycotoxins	Reported: 7/15/22	Location: 700 Tech Ct. Louisville, CO 80027
--	----------------------------	-----------------------------	---

Matrix: Concentrate	Test ID: T000213377	Started: 7/14/22	USDA License: N/A
------------------------	------------------------	---------------------	----------------------

Status: Active	Method: TM18 (UHPLC-QQQ LCMS/MS): Mycotoxins	Received: 07/11/2022 @ 02:47 PM	Sampler ID: N/A
-------------------	--	------------------------------------	--------------------

MYCOTOXIN DETERMINATION

Compound	Dynamic Range (ppb)	Result (ppb)	Notes
Ochratoxin A	2.9 - 126.6	ND	N/A
Aflatoxin B1	1 - 33.1	ND	
Aflatoxin B2	1 - 33.1	ND	
Aflatoxin G1	1.1 - 33.3	ND	
Aflatoxin G2	1.2 - 32.9	ND	
Total Aflatoxins (B1, B2, G1, and G2)		ND	

Sam Smith
15-Jul-22
9:29 AM

PREPARED BY / DATE

Jacob Miller
15-Jul-22
9:31 AM

APPROVED BY / DATE

Definitions

ND = None Detected (Defined by Dynamic Range of the method)

Testing results are based solely upon the sample submitted to Botanacor Laboratories, LLC, in the condition it was received. Botanacor Laboratories, LLC warrants that all analytical work is conducted professionally in accordance with all applicable standard laboratory practices using validated methods. Data was generated using an unbroken chain of comparison to NIST traceable Reference Standards and Certified Reference Materials. This report may not be reproduced, except in full, without the written approval of Botanacor Laboratories, LLC.



Certificate #4329.02